



## HEER Recipient Reporting Data Collection - Year Two

Submitted

Submitted: mcrane@deandorton.com - 5/6/2022, 8:48:50 AM

### Page 19 - Review



#### General Information



Institutions must provide complete answers to each question. However, for the second annual report covering January 1, 2021-December 31, 2021, institutions have the option of taking more time to submit answers to questions marked with a clock symbol 🕒. Institutions can submit answers to questions marked with a clock symbol 🕒 in early 2022 as part of the second annual report (in alignment with the table above) OR in early 2023 as part of the third annual reporting process. Starting with the third annual report, institutions must provide answers to all questions including those marked with a clock symbol 🕒 per the reporting schedule in the table above.

1) Institutional Identifiers and Contact Information:

a) Institution Name  
STERLING COLLEGE

DUNS#  
092053099

HEER/ESF

b) Identify the applicable OPEID(s) for this annual report:

OPEID  
02143500

c) Identify the applicable IPEDS unitid(s) for this annual report:

Unitid  
P231095

d) For this annual report, please report on these HEERF grant PR/Award Numbers:

PR/Award Number (Program) / Award Amount  
P425E203534 (Student Aid) / \$331,066

PR/Award Number (Program) / Award Amount  
P425F203874 (Institutional Portion) / \$429,699

PR/Award Number (Program) / Award Amount  
P425M200651 (Strengthening Institutions Program) / \$33,831

PR/Award Number (Program) / Award Amount  
P425N200304 (Fund for the Improvement of Postsecondary Education) / \$363,851

- 2) Did you expend all of your HEERF I, II, & III funds available prior to the end of the reporting period, making this your final annual report?

Yes | No

*Institutions that expended all of their HEERF funds in calendar year 2021 may need to finalize their calendar year 2021 reporting in early 2023 if they choose to delay reporting on the questions labeled with a clock symbol 🕒 until the early 2023 reporting timeframe.*

## Websites



3) Reporting on institution websites:

- a) HEERF quarterly reporting webpage URL:  
Quarterly Reporting URL  
[http://www.sterlingcollege.edu/coronavirus\\_2019/](http://www.sterlingcollege.edu/coronavirus_2019/)

- b) Student Portion Reporting: Provide all active website URLs posted by your campus, or by the institution on behalf of your campus(es), as required by the public posting requirement from the May 13, 2021 notice in the Federal Register for the student portion including any active URLs that provide archived information.

Student Portion URL  
<http://www.sterlingcollege.edu/coronavirus-2019/>

See <https://www.federalregister.gov/d/2021-10196>.

- c) Institutional Portion, (a)(1), (a)(2), and (a)(3) reporting: Provide all active website URLs posted by your campus, or by the institution on behalf of your campus(es), as required by the Quarterly Public Reporting Form for (HEERF I, II, III) (a)(1), (a)(2), and (a)(3) Institutional Portion including any active URLs that provide archived information.

Institutional Portion URL  
<http://www.sterlingcollege.edu/coronavirus-2019/>

See <https://www2.ed.gov/about/offices/list/ope/heerfreporting.html>.

## How Aid Helped



- 4) How has HEERF helped your institution and your students?

- a) HEERF enabled my institution to continue offering planned programs (i.e., programs of study listed in our course catalog) that were at risk of discontinuation due to pandemic-related factors

|                   |          |         |       |                |     |                     |
|-------------------|----------|---------|-------|----------------|-----|---------------------|
| Strongly disagree | Disagree | Neutral | Agree | Strongly agree | N/A | Unable to Determine |
|-------------------|----------|---------|-------|----------------|-----|---------------------|

- b) HEERF enabled my institution to keep student net prices similar to pre-pandemic levels

|                   |          |         |       |                |     |                     |
|-------------------|----------|---------|-------|----------------|-----|---------------------|
| Strongly disagree | Disagree | Neutral | Agree | Strongly agree | N/A | Unable to Determine |
|-------------------|----------|---------|-------|----------------|-----|---------------------|

*Net price refers to costs covered by students and their families and is calculated by adding tuition, fees, books, supplies, and living costs and subtracting grant and/or scholarship aid (e.g., Pell grants, school-based grants, merit scholarships)*

- c) HEERF enabled my institution to keep students enrolled by providing them with electronic devices and Internet access

|                   |          |         |       |                |     |                     |
|-------------------|----------|---------|-------|----------------|-----|---------------------|
| Strongly disagree | Disagree | Neutral | Agree | Strongly agree | N/A | Unable to Determine |
|-------------------|----------|---------|-------|----------------|-----|---------------------|

d) HEERF enabled my institution to keep students enrolled who were at risk of dropping out due to pandemic-related factors by providing direct financial support to students

|                   |          |         |       |                |     |                     |
|-------------------|----------|---------|-------|----------------|-----|---------------------|
| Strongly disagree | Disagree | Neutral | Agree | Strongly agree | N/A | Unable to Determine |
|-------------------|----------|---------|-------|----------------|-----|---------------------|

e) HEERF enabled my institution to keep faculty, staff, employees, and contractors at full salary levels who were at risk of unemployment due to pandemic-related factors

|                   |          |         |       |                |     |                     |
|-------------------|----------|---------|-------|----------------|-----|---------------------|
| Strongly disagree | Disagree | Neutral | Agree | Strongly agree | N/A | Unable to Determine |
|-------------------|----------|---------|-------|----------------|-----|---------------------|

f) HEERF enabled my institution to purchase COVID tests, health screening, and the healthcare needed to help students and faculty

|                   |          |         |       |                |     |                     |
|-------------------|----------|---------|-------|----------------|-----|---------------------|
| Strongly disagree | Disagree | Neutral | Agree | Strongly agree | N/A | Unable to Determine |
|-------------------|----------|---------|-------|----------------|-----|---------------------|

## Aid Determination



5) How did your institution determine which students received emergency financial aid grants to students and how much each student would receive? Please indicate if any of the following strategies were used at least once during the reporting period

a) Did you ask students to apply for funds?

|     |    |
|-----|----|
| Yes | No |
|-----|----|

i) Did you use that application to determine the amount of a student's emergency financial aid

grant?

|     |    |
|-----|----|
| Yes | No |
|-----|----|

1) What needs did you prioritize to determine the amount of the student's award?

a) Food

|     |    |
|-----|----|
| Yes | No |
|-----|----|

b) Housing

|     |    |
|-----|----|
| Yes | No |
|-----|----|

c) Course materials (non-technology)

|     |    |
|-----|----|
| Yes | No |
|-----|----|

d) Technology

|     |    |
|-----|----|
| Yes | No |
|-----|----|

e) Health care

|     |    |
|-----|----|
| Yes | No |
|-----|----|

f) Child care

|     |    |
|-----|----|
| Yes | No |
|-----|----|

g) Transportation

|     |    |
|-----|----|
| Yes | No |
|-----|----|

h) Lost income (e.g., Loss of Employment/Reduced Income)

|     |    |
|-----|----|
| Yes | No |
|-----|----|

i) Other

|     |    |
|-----|----|
| Yes | No |
|-----|----|

2) Did your application require students to submit supporting documentation of their needs or difficulty meeting expenses?

|     |    |
|-----|----|
| Yes | No |
|-----|----|

b) Did you use any institutional administrative data

(pre-existing data that did not come from a HEERF-specific application form) in determining the amount of funds awarded to students?

Yes | No

- c) Did your institution use a specific methodology to calculate award amounts that is captured in a flowchart, set of equations, a formula, or other documentation?

Yes | No

## Aid Distribution



- 6) How did your institution distribute the emergency financial aid grants to students?

- a) Checks

Yes | No

- b) Electronic funds transfer /Direct deposit

Yes | No

- c) Debit cards

Yes | No

- d) Payment apps

Yes | No

- e) Other

Yes | No

## Emergency Grants - Guidance





|   | Undergraduate <sub>6</sub><br>full-time <sub>7</sub> Pell<br>grant<br>recipients <sub>8</sub> | Undergraduate <sub>6</sub><br>full-time <sub>7</sub> Non-<br>Pell grant<br>recipients <sub>9</sub> | Undergraduate <sub>6</sub><br>part-time Pell<br>grant recipients | Undergraduate <sub>6</sub><br>part-time Non-<br>Pell grant<br>recipients | Graduate<br>full-time<br>recipients | Graduate<br>part-time<br>recipients | Total      |
|---|---|--|--|--|-------------------------------------|-------------------------------------|------------|
| Number of<br>Students<br>How many<br>students<br>were<br>enrolled?<br>(unduplicated<br>count for the<br>reporting<br>period)  | Number<br>66  | Number<br>71   | Number<br>7  | Number<br>6  | Number<br>0                         | Number<br>0                         | T...<br>15 |
| Number of HEERF<br>Student Recipients<br>– Emergency<br>Grants to Students<br>(unduplicated)<br>How many<br>students<br>received<br>HEERF<br>emergency<br>financial aid<br>grants?<br>(unduplicated<br>across all<br>HEERF<br>sections) | Number<br>49  | Number<br>46   | Number<br>5  | Number<br>4  | Number<br>0                         | Number<br>0                         | T...<br>10 |







|  | Undergraduate <sup>6</sup><br>full-time <sup>7</sup> Pell<br>grant<br>recipients <sup>8</sup> | Undergraduate <sup>6</sup><br>full-time <sup>7</sup> Non-<br>Pell grant<br>recipients <sup>9</sup> | Undergraduate <sup>6</sup><br>part-time Pell<br>grant recipients | Undergraduate <sup>6</sup><br>part-time Non-<br>Pell grant<br>recipients | Graduate<br>full-time<br>recipients | Graduate<br>part-time<br>recipients | Total       |
|--|---|--|--|--|-------------------------------------|-------------------------------------|-------------|
| HEERF (a)(1)<br>Institutional<br>Portion Amount<br>Disbursed<br><b>What was the<br/>           amount of<br/>           Emergency<br/>           Financial Aid<br/>           Grants<br/>           applied to<br/>           satisfy<br/>           student's<br/>           outstanding<br/>           account<br/>           balances?</b><br><i>If funds were not<br/>           used for this purpose,<br/>           report \$0. Include<br/>           only amounts that<br/>           benefited students<br/>           who directly received<br/>           Emergency Financial<br/>           Aid Grants.</i> | Amount<br>\$0   | Amount<br>\$0  | Amount<br>\$0  | Amount<br>\$0  | Amount<br>\$0                       | Amount<br>\$0                       | T...<br>\$0 |

<sup>6</sup>For students in both undergraduate and graduate categories, classify as a graduate student.

<sup>7</sup>For students who had multiple enrollment intensities, classify as full-time.

<sup>8</sup>Designate the student as a Pell grant recipient if the student was a Pell grant recipient at any time within the applicable reporting period.

<sup>9</sup>Includes non-FAFSA filers.

## Emergency Grants - (a)(2), (a)(3), and (a)(4) Funds



- 8) What percentage of students received emergency grants and how much did students receive in emergency grants by fund type and student type?

**Note:** In early 2022, for the second annual report covering January 1, 2021-December 31, 2021, institutions have the option of taking more time to submit answers to questions marked with a clock symbol . Institutions can submit answers to questions marked with a clock symbol in early 2022 as part of the second annual report (in alignment with the reporting schedule at the beginning of this data collection form) OR in early 2023 along with reporting the third annual report

- a) Complete the following table:

When IPEDS definitions apply (categories labeled with “(IPEDS categories)” in the form), use the same category for each student that is used to report to IPEDS. For the second and third annual HEERF reports (reporting on calendar years 2021 and 2022 in early 2022 and early 2023 respectively), if a student is not reported to IPEDS, for example because they are not enrolled for credit in courses that could lead to an award, then report that student under “Students not categorized in IPEDS.” In the fourth, and fifth annual HEERF reports “Students not categorized in IPEDS” will no longer be an option in the form and institutions will need to track all of their students (regardless of if they would be included in IPEDS enrollment counts) and categorize them using the IPEDS classification methodology

**Emergency Financial Aid Grants Awarded to Students:** Report only disbursements related to Emergency Financial Aid Grants including using those grants to satisfy outstanding accounts. Any disbursements unrelated to Emergency Financial Aid Grants should not be included in the reported expenditures

|  | Undergraduate <sub>6</sub><br>full-time <sub>7</sub> Pell<br>grant<br>recipients <sub>8</sub> | Undergraduate <sub>6</sub><br>full-time <sub>7</sub> Non-<br>Pell grant<br>recipients <sub>9</sub> | Undergraduate <sub>6</sub><br>part-time Pell<br>grant recipients | Undergraduate <sub>6</sub><br>part-time Non-<br>Pell grant<br>recipients | Graduate<br>full-time<br>recipients | Graduate<br>part-time<br>recipients | Total |
|--|---|--|--|--|-------------------------------------|-------------------------------------|-------|
|--|---|--|--|--|-------------------------------------|-------------------------------------|-------|







|   | Undergraduate <sup>6</sup><br>full-time <sup>7</sup> Pell<br>grant<br>recipients <sup>8</sup> | Undergraduate <sup>6</sup><br>full-time <sup>7</sup> Non-<br>Pell grant<br>recipients <sup>9</sup> | Undergraduate <sup>6</sup><br>part-time Pell<br>grant recipients | Undergraduate <sup>6</sup><br>part-time Non-<br>Pell grant<br>recipients | Graduate<br>full-time<br>recipients | Graduate<br>part-time<br>recipients | Total |
|---|---|--|--|--|-------------------------------------|-------------------------------------|-------|
| <p>(FIPSE &amp; SAIHE)<br/> <b>What was the amount of Emergency Financial Aid Grants applied to satisfy student's outstanding account balances?</b><br/> <i>If funds were not used for this purpose, report \$0. Include only amounts that benefited students who directly received Emergency Financial Aid Grants.</i><br/> <i>Do NOT include funds from the Institutional Resilience and Expanded</i></p> |   |  |  |  |                                     |                                     |       |



|   | Undergraduate <sup>6</sup><br>full-time <sup>7</sup> Pell<br>grant<br>recipients <sup>8</sup> | Undergraduate <sup>6</sup><br>full-time <sup>7</sup> Non-<br>Pell grant<br>recipients <sup>9</sup> | Undergraduate <sup>6</sup><br>part-time Pell<br>grant recipients | Undergraduate <sup>6</sup><br>part-time Non-<br>Pell grant<br>recipients | Graduate<br>full-time<br>recipients | Graduate<br>part-time<br>recipients | Total |
|---|---|--|--|--|-------------------------------------|-------------------------------------|-------|
| <i>Postsecondary<br/>Opportunity (IREPO)<br/>funds as part of this<br/>annual performance<br/>report.</i> |   |  |  |  |                                     |                                     |       |

<sup>6</sup>For students in both undergraduate and graduate categories, classify as a graduate student.

<sup>7</sup>For students who had multiple enrollment intensities, classify as full-time.

<sup>8</sup>Designate the student as a Pell grant recipient if the student was a Pell grant recipient at any time within the applicable reporting period.

<sup>9</sup>Includes non-FAFSA filers.

## Emergency Grants - Min/Max, Calculated Totals, and Averages

## Emergency Grants - Title IV

- 8) What percentage of students received emergency grants and how much did students receive in emergency grants by fund type and student type?

**Note:** In early 2022, for the second annual report covering January 1, 2021-December 31, 2021, institutions have the option of taking more time to submit answers to questions marked with a clock symbol 🕒. Institutions can submit answers to questions marked with a clock symbol 🕒 in early 2022 as part of the second annual report (in alignment with the reporting schedule at the beginning of this data collection form) OR in early 2023 along with reporting the third annual report

- b) 🕒 Among the students enrolled in your institution, how many were NOT Title IV eligible throughout their enrollment during the reporting period?

Based on the Department's Final Regulations issued on May 14, 2021 (86 FR 26608, available at <https://www.federalregister.gov/d/2021-10190>), students are not required to be eligible for Title IV student financial aid in order to receive HEERF emergency financial aid grants. Title IV eligibility for this question is based on the number of students for whom the institution has received an Institutional Student Information Record (ISIR) plus the number of students who completed any alternative form developed by the institution. In reporting these data, students should be classified as Title IV eligible if they were determined to be Title IV eligible at any point during the reporting period.

- i)  The percentage of students enrolled in your institution who were NOT Title IV eligible throughout their enrollment during the reporting period is

Percentage of Enrolled Students Not Eligible

22.67%

- c)  Among students who received emergency financial aid grants, how many were NOT Title IV eligible throughout their enrollment during the reporting period?

Students Not Eligible Who Received Grants

33

- i)  The percentage of students who received emergency financial aid grants who were not Title IV eligible throughout their enrollment during the reporting period is



Percentage of Students Not Eligible Who Received Grants

31.73%

## Emergency Grants - Race/Ethnicity



- 8) What percentage of students received emergency grants and how much did students receive in emergency grants by fund type and student type?

**Note:** In early 2022, for the second annual report covering January 1, 2021-December 31, 2021, institutions have the option of taking more time to submit answers to questions marked with a clock symbol . Institutions can submit answers to questions marked with a clock symbol  in early 2022 as part of the second annual report (in alignment with the reporting schedule at the beginning of this data collection form) OR in early 2023 along with reporting the third annual report

d)  What number of students were enrolled, what number received emergency grants, and how much grant aid did the students receive by IPEDS race/ethnicity categories?

| Race/Ethnicity (IPEDS categories)         | Enrolled student count (unduplicated) | Number of students who received at least one Emergency Financial Aid Grant (unduplicated) | What was the total amount of Emergency Financial Aid Grants disbursed to students through all HEERF funds? | Average HEERF Amount Awarded |
|---|---------------------------------------|---|--|------------------------------|
| American Indian or Alaska Native          | Count<br>0                            | Number<br>0   | Amount<br>\$0  | Amount                       |
| Asian                                     | Count<br>4                            | Number<br>4   | Amount<br>\$3,366.91   | Amount<br>\$841.73           |
| Black or African American                 | Count<br>2                            | Number<br>2   | Amount<br>\$1,000  | Amount<br>\$500.00           |
| Hispanic/Latino                           | Count<br>3                            | Number<br>3   | Amount<br>\$1,500  | Amount<br>\$500.00           |
| Native Hawaiian or Other Pacific Islander | Count<br>0                            | Number<br>0   | Amount<br>\$0  | Amount                       |
| White                                     | Count<br>111                          | Number<br>78  | Amount<br>\$45,350   | Amount<br>\$581.41           |

|                                   |             |              |                    |                      |
|-----------------------------------|-------------|--------------|--------------------|----------------------|
| Two or more races                 | Count<br>8  | Number<br>3  | Amount<br>\$ 1,500 | Amount<br>\$500.00   |
| Race/ethnicity unknown            | Count<br>16 | Number<br>13 | Amount<br>\$ 7,303 | Amount<br>\$561.77   |
| Nonresident alien                 | Count<br>6  | Number<br>1  | Amount<br>\$ 1,441 | Amount<br>\$1,441.00 |
| Students not categorized in IPEDS | Count<br>0  | Number<br>0  | Amount<br>\$0      | Amount               |

## Emergency Grants – Gender and Age ^

- 8) What percentage of students received emergency grants and how much did students receive in emergency grants by fund type and student type?

**Note:** In early 2022, for the second annual report covering January 1, 2021-December 31, 2021, institutions have the option of taking more time to submit answers to questions marked with a clock symbol 🕒. Institutions can submit answers to questions marked with a clock symbol 🕒 in early 2022 as part of the second annual report (in alignment with the reporting schedule at the beginning of this data collection form) OR in early 2023 along with reporting the third annual report

- e) 🕒 What number of students were enrolled, what number received emergency grants, and how much grant aid did the students receive by IPEDS gender categories?

| Gender/Age (IPEDS categories)     | Enrolled student count (unduplicated) | Number of students who received at least one Emergency Financial Aid Grant (unduplicated) | What was the total amount of grants disbursed to students through all HEERF funds? | Average HEERF Amount Awarded |
|-----------------------------------|---------------------------------------|---|--|------------------------------|
| Men                               | Count<br>68                           | Number<br>49  | Amount<br>\$ 30,550  | Amount<br>\$623.47           |
| Women                             | Count<br>82                           | Number<br>55  | Amount<br>\$ 30,910.91   | Amount<br>\$562.02           |
| Students not categorized in IPEDS | Count<br>0                            | Number<br>0   | Amount<br>\$0  | Amount                       |

f)  What number of students were enrolled, what number received emergency grants and how much grant aid did the students receive by IPEDS age categories?

*Institutions should follow IPEDS Fall enrollment guidelines ( <https://nces.ed.gov/ipeds/use-the-data/survey-components/8/fall-enrollment> ) for when to capture a student's age. For example, institutions operating on a traditional academic year calendar (semester, trimester, quarter, or 4-1-4) report Fall enrollment as of the institution's official fall reporting date or October 15. Institutions operating on a calendar that differs by program or that enrolls students on a continuous basis (referred to as program reporters) report Fall enrollment as students enrolled any time during the period August 1 and October 31.*

|                     |              |              |                        |                    |
|---------------------|--------------|--------------|------------------------|--------------------|
| Ages 25 and older   | Count<br>50  | Number<br>31 | Amount<br>\$ 18,000    | Amount<br>\$580.65 |
| Ages 24 and younger | Count<br>100 | Number<br>73 | Amount<br>\$ 43,460.91 | Amount<br>\$595.35 |

Age not available in administrative records (e.g., IPEDS, FAFSA, etc.)

Count  
0

Number  
0

Amount  
\$0

Amount

## Institutional Expenditures



### 9) Institutional expenditures

a) Has your institution designated HEERF program funds for a specific purpose or budget objective in future calendar years (for example, operation and maintenance of plant, academic programs, residential programs, future institutional aid)?

Yes No

1) If no, are HEERF program funds being reserved for use as needed?

Yes No

b) Provide the total amount of HEERF funds expended during the reporting period on each of the following categories:

Providing additional Emergency Financial Aid Grants to students.

Amount in (a)(1) institutional dollars  
\$0.00

Amount in (a)(2) dollars, if applicable  
\$0.00

Amount in (a)(3) dollars, if applicable  
\$0.00

Explanatory Notes

Using Emergency Financial Aid Grants to cover student outstanding account balances for costs such as debt forgiveness, room, board, tuition, or fees.

Amount in (a)(1) institutional dollars  
\$0.00

Amount in (a)(2) dollars, if applicable  
\$0.00

Amount in (a)(3) dollars, if applicable  
\$0.00

Explanatory Notes

Indirect cost recovery/facilities and administrative costs charged on the grants.

Amount in (a)(1) institutional dollars  
\$0

Amount in (a)(2) dollars, if applicable  
\$0

Amount in (a)(3) dollars, if applicable  
\$0

Explanatory Notes

Covering the cost of providing additional technology hardware to students, such as laptops or tablets, or covering the added cost of technology fees.

Amount in (a)(1) institutional dollars  
\$ 9,100

Amount in (a)(2) dollars, if applicable  
\$0

Amount in (a)(3) dollars, if applicable  
\$ 12,050

Explanatory Notes

Providing or subsidizing the costs of high-speed internet to students or faculty to transition to an online environment.

Amount in (a)(1) institutional dollars  
\$0

Amount in (a)(2) dollars, if applicable  
\$0

Amount in (a)(3) dollars, if applicable  
\$0

Explanatory Notes

Subsidizing off-campus housing costs due to dormitory closures or decisions to limit housing to one student per room; subsidizing housing costs to reduce housing density; paying for hotels or other off-campus housing for students who need to be isolated; paying travel expenses for students who need to leave campus early due to coronavirus infections or campus interruptions.

Amount in (a)(1) institutional dollars  
\$ 7,879

Amount in (a)(2) dollars, if applicable  
\$ 0

Amount in (a)(3) dollars, if applicable  
\$ 20,700

Explanatory Notes

Subsidizing food service to reduce density in eating facilities, to provide pre-packaged meals, or to add hours to food service operations to accommodate social distancing.

Amount in (a)(1) institutional dollars  
\$ 168,542

Amount in (a)(2) dollars, if applicable  
\$ 0

Amount in (a)(3) dollars, if applicable  
\$ 229

Explanatory Notes

Costs related to operating additional class sections to enable social distancing, such as those for hiring more instructors and increasing campus hours of operations.

Amount in (a)(1) institutional dollars  
\$ 204,844

Amount in (a)(2) dollars, if applicable  
\$ 16,089

Amount in (a)(3) dollars, if applicable  
\$ 49,787



### Explanatory Notes

#### Campus safety and operations.

*Including costs or expenses related to the disinfecting and cleaning of dorms and other campus facilities, purchases of personal protective equipment (PPE), purchases of cleaning supplies, adding personnel to increase the frequency of cleaning, the reconfiguration of facilities to promote social distancing, etc.*

Amount in (a)(1) institutional dollars  
\$ 23,700

Amount in (a)(2) dollars, if applicable  
\$ 0

Amount in (a)(3) dollars, if applicable  
\$ 1,835.

### Explanatory Notes

Purchasing, leasing, or renting additional instructional equipment and supplies (such as laboratory equipment or computers) to reduce the number of students sharing equipment or supplies during a single class period and to provide time for disinfection between uses.

Amount in (a)(1) institutional dollars  
\$ 2,003

Amount in (a)(2) dollars, if applicable  
\$ 0

Amount in (a)(3) dollars, if applicable  
\$ 6,300

### Explanatory Notes

Purchasing faculty and staff training in online instruction; or paying additional funds to staff who are providing training in addition to their regular job responsibilities.

Amount in (a)(1) institutional dollars  
\$ 60

Amount in (a)(2) dollars, if applicable  
\$ 0

Amount in (a)(3) dollars, if applicable  
\$ 0

Explanatory Notes

Purchasing, leasing, or renting additional equipment or software to enable distance learning, or upgrading campus wi-fi access or extending open networks to parking lots or public spaces, etc.

Amount in (a)(1) institutional dollars  
\$0

Amount in (a)(2) dollars, if applicable  
\$0

Amount in (a)(3) dollars, if applicable  
\$ 54,309

Explanatory Notes

Implementing evidence-based practices to monitor and suppress coronavirus in accordance with public health guidelines.

*Including funding to cover the cost of vaccine distribution.*

Amount in (a)(1) institutional dollars  
\$ 513

Amount in (a)(2) dollars, if applicable  
\$0

Amount in (a)(3) dollars, if applicable  
\$ 1,104

Explanatory Notes

Conducting direct outreach to financial aid applicants about the opportunity to receive a financial aid adjustment due to the recent unemployment of a family member or independent student, or other circumstances, described in section 479A of the Higher Education Act of 1965.

Amount in (a)(1) institutional dollars  
\$ 12,965

Amount in (a)(2) dollars, if applicable  
\$0

Amount in (a)(3) dollars, if applicable  
\$0

Explanatory Notes

Time and effort on student outreach email campaign

Replacing lost revenue from all sources.

Please see the Department's HEERF Lost Revenue FAQs (March 19, 2021) for more information regarding what may be appropriately included in an estimate of lost revenue.

Amount in (a)(1) institutional dollars

\$0

Amount in (a)(2) dollars, if applicable

\$0

Amount in (a)(3) dollars, if applicable

\$0

Explanatory Notes

Other Uses of (a)(1) Institutional Portion funds.

Amount in (a)(1) institutional dollars

\$93

Explanatory Notes

Other uses of (a)(2) or (a)(3) funds, if applicable.

Amount in (a)(2) dollars, if applicable

\$0

Amount in (a)(3) dollars, if applicable

\$0

Explanatory Notes

Annual Institutional Expenditures for each Program

Amount in (a)(1) institutional dollars  
\$429,699.00

Amount in (a)(2) dollars, if applicable  
\$16,089.00

Amount in (a)(3) dollars, if applicable  
\$146,314.00

### Total of Institutional Annual Expenditures

Amount in all institutional dollars  
\$592,102.00

## Lost Revenue



- c) Estimate how much of the lost revenue reported above came from revenue lost from each of the following sources:

*These categories are the categories described in Question 3 of the HEERF Lost Revenue FAQs (March 19, 2021, available at <https://www2.ed.gov/about/offices/list/ope/heerflostrevenuefaqs.pdf>).*

Academic Resources  
Estimated Amount  
\$0

Unpaid student  
accounts receivable  
or other student  
account debts  
(including tuition,  
fees, and  
institutional  
charges)  
Estimated Amount  
\$0

Room and board  
Estimated Amount  
\$0

Enrollment declines,  
including reduced  
tuition, fees, and  
institutional charges  
Estimated Amount  
\$0

Supported research  
Estimated Amount  
\$0

Summer terms and camps  
Estimated Amount  
\$0

Auxiliary services sources  
Estimated Amount  
\$0

Cancelled ancillary events  
Estimated Amount  
\$0

Disruption of food service  
Estimated Amount  
\$0

Dormitory services  
Estimated Amount  
\$0

Childcare services  
Estimated Amount  
\$0

Use of facilities or venues,  
including external events  
such as weddings,  
receptions, or conferences  
(other than facilities  
associated with sectarian  
instruction or religious  
worship)  
Estimated Amount  
\$0

Bookstore revenue  
Estimated Amount  
\$0

Parking revenue  
Estimated Amount  
\$0

Lease revenue  
Estimated Amount  
\$0

Royalties  
Estimated Amount  
\$0

Other operating revenue  
Estimated Amount  
\$0

Total (a)(1) lost revenue  
funds  
\$0

Total (a)(2) lost revenue  
funds  
\$0

Total (a)(3) lost revenue  
funds  
\$0

TOTAL LOST REVENUE  
HEERF  
\$0.00

*Estimated amounts need to sum to  
amounts reported in 9b*

**Enrollment - Academic**



**Enrollment - Race**



- 10) Provide the unduplicated count of students who were enrolled at least once as a degree/certificate seeking student within the reporting period and their enrollment status at the end reporting period. The three statuses (completed, withdrawn, and still enrolled) need to add up to the total number of students enrolled.

## Calendar year 2021: Enrollment status for all degree/certificate seeking students ^

a) Complete the following table for the applicable reporting period

|  | Number of degree/certificate seeking students | Number of degree/certificate seeking students who completed a program at your institution during the reporting period | Number of degree/certificate seeking students who did not complete during the reporting period but were still enrolled at your institution (i.e., last enrollment record at the end of the reporting period is not a withdraw record) | Number of degree/certificate seeking students who did not complete and withdrew from your institution (i.e., no completion record during the reporting period and the last enrollment record at the end of the reporting period is a withdraw record) |
|--|---|---|---|---|
| Race/ethnicity (IPEDS categories) ⓘ<br><b>AMERICAN INDIAN OR ALASKA NATIVE</b> | Number<br>0                                   | Number<br>0   | Number<br>0   | Number<br>0   |
| Race/ethnicity (IPEDS categories) ⓘ<br><b>ASIAN</b>                            | Number<br>4                                   | Number<br>0   | Number<br>4   | Number<br>0   |



|   |               |              |              |              |
|---|---------------|--------------|--------------|--------------|
| Race/ethnicity (IPEDS categories) ⓘ<br><b>BLACK OR AFRICAN AMERICAN</b>                 | Number<br>2   | Number<br>1  | Number<br>1  | Number<br>0  |
| Race/ethnicity (IPEDS categories) ⓘ<br><b>HISPANIC/LATINO</b>                           | Number<br>3   | Number<br>0  | Number<br>2  | Number<br>1  |
| Race/ethnicity (IPEDS categories) ⓘ<br><b>NATIVE HAWAIIAN OR OTHER PACIFIC ISLANDER</b> | Number<br>0   | Number<br>0  | Number<br>0  | Number<br>0  |
| Race/ethnicity (IPEDS categories) ⓘ<br><b>WHITE</b>                                     | Number<br>111 | Number<br>34 | Number<br>63 | Number<br>14 |
| Race/ethnicity (IPEDS categories) ⓘ<br><b>TWO OR MORE RACES</b>                         | Number<br>8   | Number<br>0  | Number<br>6  | Number<br>2  |
| Race/ethnicity (IPEDS categories) ⓘ<br><b>RACE/ETHNICITY UNKNOWN</b>                    | Number<br>16  | Number<br>5  | Number<br>9  | Number<br>2  |
| Race/ethnicity (IPEDS categories) ⓘ<br><b>NONRESIDENT ALIEN</b>                         | Number<br>6   | Number<br>2  | Number<br>3  | Number<br>1  |

## Calendar year 2020: Enrollment status for all degree/certificate seeking students



b) Complete the following table

*This table provides a historical comparison point for the current reporting period and since it is historical information it does not have to be updated on an annual basis. Institutions should submit responses in the early 2022 data collection process. However, if institutions need more time, they can submit responses in the early 2023 data collection process*

|  | Number of degree/certificate seeking students enrolled during the calendar year | Number of degree/certificate seeking students who completed a program at your institution during the calendar year | Number of degree/certificate seeking students who did not complete calendar year but were still enrolled at your institution (i.e., last enrollment record at the end of the calendar year is not a withdraw record) | Number of degree/certificate seeking students who did not complete calendar year and withdrew from your institution (i.e., no completion record and the last enrollment record at the end of the calendar year is a withdraw record) |
|--|---|--|--|--|
| Race/ethnicity (IPEDS categories) <br><b>AMERICAN INDIAN OR ALASKA NATIVE</b> | Number  | Number   | Number   | Number   |
| Race/ethnicity (IPEDS categories) <br><b>ASIAN</b>                            | Number  | Number   | Number   | Number   |





|   |        |        |        |        |
|---|--------|--------|--------|--------|
| Race/ethnicity (IPEDS categories) ⓘ<br><b>BLACK OR AFRICAN AMERICAN</b>                 | Number | Number | Number | Number |
| Race/ethnicity (IPEDS categories) ⓘ<br><b>HISPANIC/LATINO</b>                           | Number | Number | Number | Number |
| Race/ethnicity (IPEDS categories) ⓘ<br><b>NATIVE HAWAIIAN OR OTHER PACIFIC ISLANDER</b> | Number | Number | Number | Number |
| Race/ethnicity (IPEDS categories) ⓘ<br><b>WHITE</b>                                     | Number | Number | Number | Number |
| Race/ethnicity (IPEDS categories) ⓘ<br><b>TWO OR MORE RACES</b>                         | Number | Number | Number | Number |
| Race/ethnicity (IPEDS categories) ⓘ<br><b>RACE/ETHNICITY UNKNOWN</b>                    | Number | Number | Number | Number |
| Race/ethnicity (IPEDS categories) ⓘ<br><b>NONRESIDENT ALIEN</b>                         | Number | Number | Number | Number |

## Calendar year 2019: Enrollment status for all degree/certificate seeking students



c) Complete the following table

*This table provides a historical comparison point for the current reporting period and since it is historical information it does not have to be updated on an annual basis. Institutions should submit responses in the early 2022 data collection process. However, if institutions need more time, they can submit responses in the early 2023 data collection process*

|  | Number of degree/certificate seeking students enrolled during the calendar year | Number of degree/certificate seeking students who completed a program at your institution during the calendar year | Number of degree/certificate seeking students who did not complete calendar year but were still enrolled at your institution (i.e., last enrollment record at the end of the calendar year is not a withdraw record) | Number of degree/certificate seeking students who did not complete calendar year and withdrew from your institution (i.e., no completion record and the last enrollment record at the end of the calendar year is a withdraw record) |
|--|---|--|--|--|
| Race/ethnicity (IPEDS categories) <br><b>AMERICAN INDIAN OR ALASKA NATIVE</b> | Number  | Number   | Number   | Number   |
| Race/ethnicity (IPEDS categories) <br><b>ASIAN</b>                            | Number  | Number   | Number   | Number   |

|   |        |        |        |        |
|---|--------|--------|--------|--------|
| Race/ethnicity (IPEDS categories) ⓘ<br><b>BLACK OR AFRICAN AMERICAN</b>                 | Number | Number | Number | Number |
| Race/ethnicity (IPEDS categories) ⓘ<br><b>HISPANIC/LATINO</b>                           | Number | Number | Number | Number |
| Race/ethnicity (IPEDS categories) ⓘ<br><b>NATIVE HAWAIIAN OR OTHER PACIFIC ISLANDER</b> | Number | Number | Number | Number |
| Race/ethnicity (IPEDS categories) ⓘ<br><b>WHITE</b>                                     | Number | Number | Number | Number |
| Race/ethnicity (IPEDS categories) ⓘ<br><b>TWO OR MORE RACES</b>                         | Number | Number | Number | Number |
| Race/ethnicity (IPEDS categories) ⓘ<br><b>RACE/ETHNICITY UNKNOWN</b>                    | Number | Number | Number | Number |
| Race/ethnicity (IPEDS categories) ⓘ<br><b>NONRESIDENT ALIEN</b>                         | Number | Number | Number | Number |

**Enrollment - Gender/Age**



**FTE Positions**



**Accreditor Approval**

